

**National Grid  
Flex Rate Quarterly Report  
Fourth Quarter 2019  
Case 03-E-1761**


DETAIL									
Customer Designation	Flex Rate Service Class	Parent Service Class	Service Level	Execution Date	Termination Date	Peak Demand Under Contract (kW)	Annual Energy Under Contract (kWh)	Customer Load Under Contract (Partial/Full)	Competitive Alternative
605	SC12	SC4-3	PRI	1/1/2016	6/30/2020	1,256	8,745,224	Partial	NYPA Allocation - Alternative Billing Methodology - FTM
609	SC12	SC4-3	PRI	1/1/2017	6/30/2020	835	3,051,979	Partial	NYPA Allocation - Alternative Billing Methodology - FTM
610	SC12	SC4-3	SUB	1/1/2017	6/30/2020	983	5,834,944	Partial	NYPA Allocation - Alternative Billing Methodology - FTM
611	SC12	SC4-3	PRI	1/1/2017	6/30/2020	535	2,528,317	Partial	NYPA Allocation - Alternative Billing Methodology - FTM
613	SC12	SC4-3	SUB	1/1/2017	6/30/2020	469	437,586	Partial	NYPA Allocation - Alternative Billing Methodology - FTM
654	SC12	SC4-3	SUB	1/1/2017	6/30/2020	167	395,466	Partial	NYPA Allocation - Alternative Billing Methodology - FTM
615	SC12	SC4-3	TRN	1/1/2017	6/30/2020	-	-	Partial	NYPA Allocation - Alternative Billing Methodology - FTM
617	SC12	SC4-3A	TRN	1/1/2017	6/30/2020	8,412	46,836,465	Partial	NYPA Allocation - Alternative Billing Methodology - FTM
618	SC12	SC4-3A	TRN	1/1/2017	12/31/2021	14,856	85,168,863	Partial	NYPA Allocation - Alternative Billing Methodology - FTM
619	SC12	SC4-3A	TRN	1/1/2017	6/30/2020	3,214	21,273,424	Partial	NYPA Allocation - Alternative Billing Methodology - FTM
620	SC12	SC4-3A	TRN	1/1/2017	6/30/2020	3,123	16,916,709	Partial	NYPA Allocation - Alternative Billing Methodology - FTM
621	SC12	SC4-3A	TRN	1/1/2017	6/30/2020	18,778	105,305,193	Partial	NYPA Allocation - Alternative Billing Methodology - FTM
622	SC12	SC4-3A	TRN	1/1/2017	6/30/2020	38,901	144,804,483	Partial	NYPA Allocation - Alternative Billing Methodology - FTM
623	SC12	SC4-3A	TRN	1/1/2017	6/30/2020	17,727	12,307,808	Partial	NYPA Allocation - Alternative Billing Methodology - FTM
Total						109,256	453,606,461		

SUMMARY				
Parent Service Class	Flex Rate Service Class	Customer Count	Peak Demand Under Contract (kW)	Annual Energy Under Contract (kWh)
SC4-3	SC12	7	4,245	20,993,515
SC4-3A	SC12	7	105,011	432,612,946
Total		14	109,256	453,606,461



Note:  
kW and kWh reflect the annual estimates contemplated during contract negotiations.

**National Grid  
Flex Rate Quarterly Report  
Fourth Quarter 2019  
Case 03-E-1761**

DETAIL									
Customer Designation	Flex Rate Service Class	Parent Service Class	Service Level	Execution Date	Termination Date	Peak Demand Under Contract (kW)	Annual Energy Under Contract (kWh)	Customer Load Under Contract (Partial/Full)	Competitive Alternative



SUMMARY				
Parent Service Class	Flex Rate Service Class	Customer Count	Peak Demand Under Contract (kW)	Annual Energy Under Contract (kWh)



**National Grid  
Flex Rate Quarterly Report  
Fourth Quarter 2019  
Case 03-E-1761**

DETAIL									
Customer Designation	Flex Rate Service Class	Parent Service Class	Service Level	Execution Date	Termination Date	Peak Demand Under Contract (kW)	Annual Energy Under Contract (kWh)	Customer Load Under Contract (Partial/Full)	Competitive Alternative
605	SC12	SC4-3	PRI	1/1/2016	6/30/2020	1,256	8,745,224	Partial	NYPA Allocation – Alternative Billing Methodology – FTM
609	SC12	SC4-3	PRI	1/1/2012	6/30/2020	835	3,051,979	Partial	NYPA Allocation – Alternative Billing Methodology – FTM
610	SC12	SC4-3	SUB	1/1/2012	6/30/2020	983	5,834,944	Partial	NYPA Allocation – Alternative Billing Methodology – FTM
611	SC12	SC4-3	PRI	1/1/2012	6/30/2020	535	2,528,317	Partial	NYPA Allocation – Alternative Billing Methodology – FTM
613	SC12	SC4-3	SUB	1/1/2012	6/30/2020	469	437,586	Partial	NYPA Allocation – Alternative Billing Methodology – FTM
654	SC12	SC4-3	SUB	8/1/2014	6/30/2020	167	395,466	Partial	NYPA Allocation – Alternative Billing Methodology – FTM
615	SC12	SC4-3	TRN	1/1/2012	6/30/2020			Partial	NYPA Allocation – Alternative Billing Methodology – FTM
617	SC12	SC4-3A	TRN	1/1/2012	6/30/2020	8,412	46,836,465	Partial	NYPA Allocation – Alternative Billing Methodology – FTM
618	SC12	SC4-3A	TRN	1/1/2012	12/31/2021	14,856	85,168,863	Partial	NYPA Allocation – Alternative Billing Methodology – FTM
619	SC12	SC4-3A	TRN	1/1/2012	6/30/2020	3,214	21,273,424	Partial	NYPA Allocation – Alternative Billing Methodology – FTM
620	SC12	SC4-3A	TRN	1/1/2012	6/30/2020	3,123	16,916,709	Partial	NYPA Allocation – Alternative Billing Methodology – FTM
621	SC12	SC4-3A	TRN	1/1/2012	6/30/2020	18,778	105,305,193	Partial	NYPA Allocation – Alternative Billing Methodology – FTM
622	SC12	SC4-3A	TRN	1/1/2012	6/30/2020	38,901	144,804,483	Partial	NYPA Allocation – Alternative Billing Methodology – FTM
623	SC12	SC4-3A	TRN	1/1/2012	6/30/2020	17,727	12,307,808	Partial	NYPA Allocation – Alternative Billing Methodology – FTM
Total						109,256	453,606,461		

SUMMARY				
Parent Service Class	Flex Rate Service Class	Customer Count	Peak Demand Under Contract (kW)	Annual Energy Under Contract (kWh)
SC4-3	SC12	7	4,245	20,993,515
SC4-3A	SC12	7	105,011	432,612,946
Total		14	109,256	453,606,461

**Note:**  
kW and kWh reflect the annual estimates contemplated during contract negotiations.